



THE TEXAS LYCEUM

Texas Lyceum Day 2 Executive Summary

Summary of Findings

Texans continue to express support for incumbent GOP officeholders in races for Senator, Governor, Lieutenant Governor, and Attorney General, with between 16% and 39% of voters undecided at this point, depending on the definition of the electorate (registered voters or likely voters) and the particular race.

Texans have mixed attitudes towards President Trump, with Governor Abbott receiving high marks, and Lieutenant Governor Patrick remaining unknown to a larger portion of adult Texans.

A plurality of Texans see the country as heading in the wrong direction, but think that the national economy is better than a year ago, even if their personal economic circumstances have remain unchanged. And in a continued progression since the nadir of the great recession, the highest share of Texans in the history of the poll say that their children's economic prospects will be better off than their own.

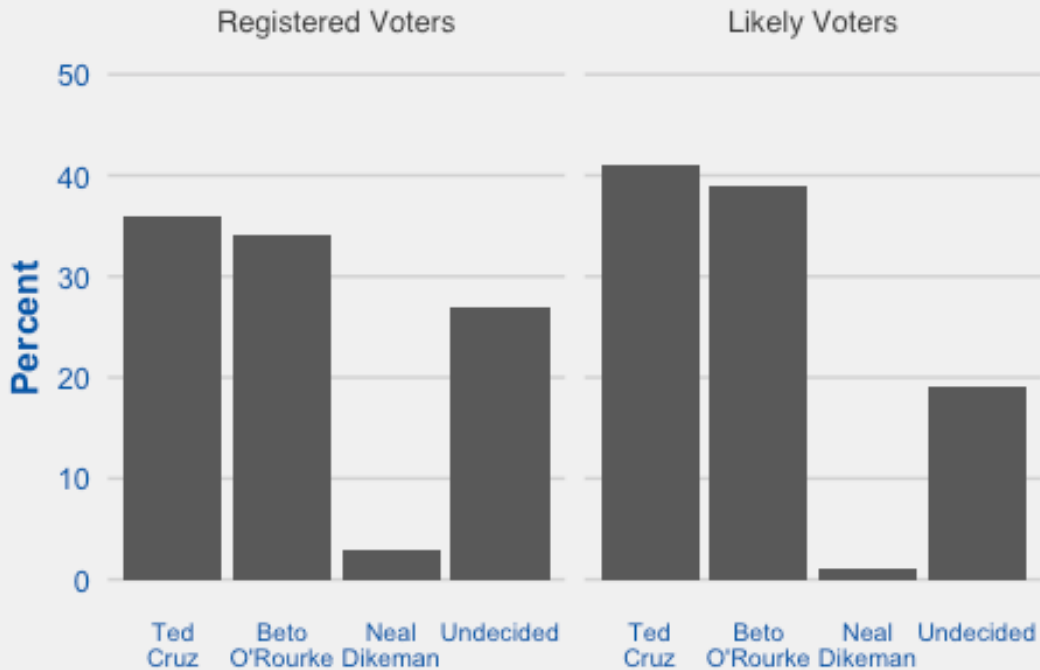
The Texas Lyceum poll is a survey of adult Texans, but for the purposes of this survey, respondents were matched to the Texas state voter file to confirm registration status and vote history. Likely voters were defined as the subset of registered voters who say that they are "Extremely" or "Somewhat" interested in politics and public affairs, and either (1) voted in the 2018 Texas primary elections, or (2) voted in the 2014 Texas general election, or (3) voted in the 2010 Texas general election, resulting in 441 likely voters, producing a margin of error of +/-4.67 percentage points. The margin of error for registered voters is +/-3.45 percentage points (n=806).

2018 Texas Elections

As fall approaches and the 2018 campaign season officially begins, Texans continue to show a preference for Republican candidates at the top of the ticket in races for Senator, Governor, Lieutenant Governor, and Attorney General. While the margins in most of these races are wide at this early stage, with a strong preference for incumbent GOP office holders, the U.S. Senate race between incumbent Senator Ted Cruz and Representative Beto O'Rourke shows a tighter margin than the rest, likely due to the strength of O'Rourke's fundraising and his near constant campaigning through much of the spring and summer months.

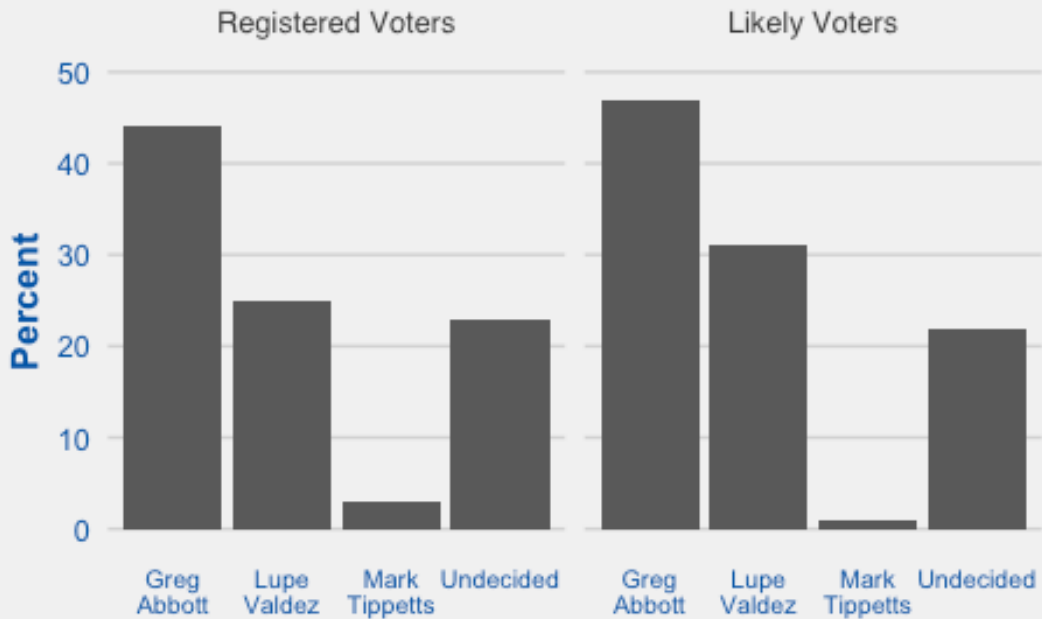
Among registered voters, Cruz leads O'Rourke 36% to 34%, with 3% expressing support for Libertarian Party candidate Neal Dikeman, and 27% undecided. Among likely voters, the margin between Cruz and O'Rourke remains unchanged, with 41% expressing support for the incumbent Senator, 39% expressing support for O'Rourke, 1% for Dikeman, and 19% undecided or unwilling to provide a choice.

If the 2018 election for Senate were held today, would you vote for...



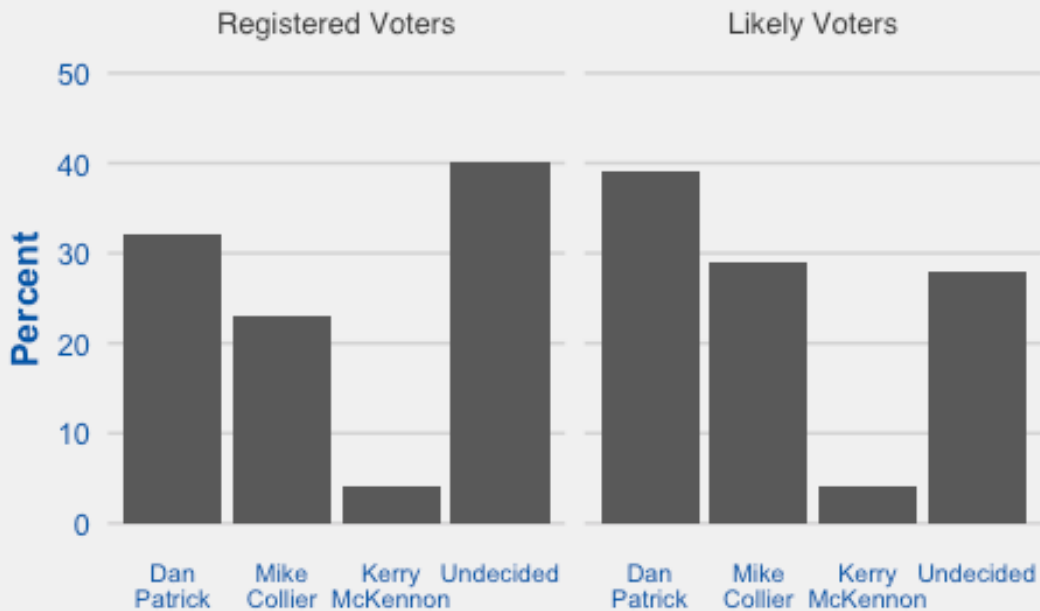
In the race for Governor, Republican Greg Abbott maintains a healthy lead over Democratic candidate and former Dallas County Sheriff, Lupe Valdez. Among registered voters, Abbott leads Valdez 44% to 25%, with Libertarian Mark Tippetts garnering 3% of the vote, and 28% undecided. Among likely voters, Abbott's lead grows to 16 points and almost reaches the 50% threshold, with 47% expressing support for the incumbent Governor to 31% for Valdez. Tippetts receives 1% of the vote among likely voters, while 22% remain undecided.

If the 2018 election for Governor were held today, would you vote for...



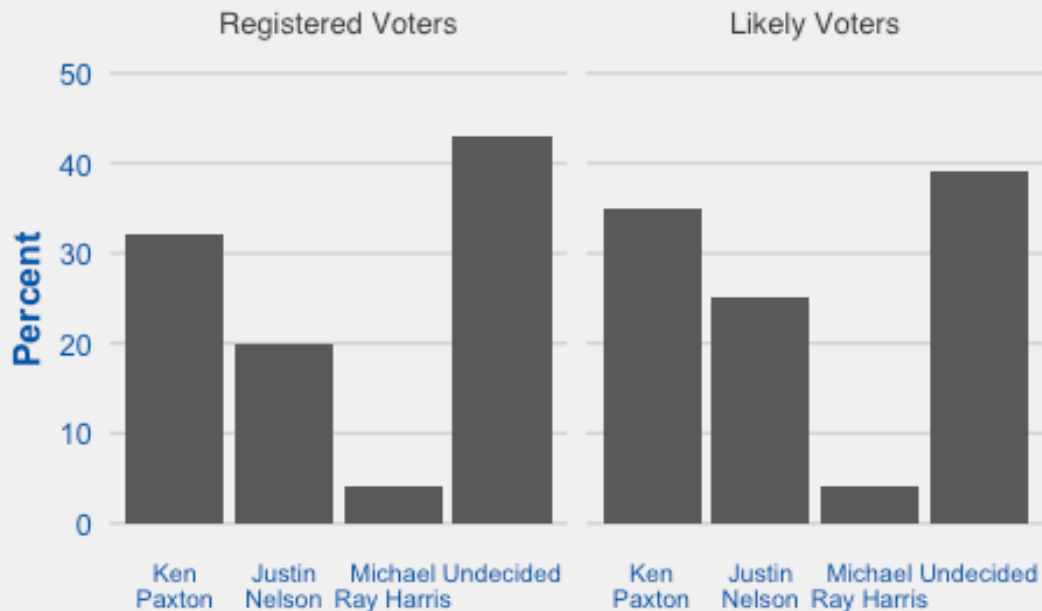
Incumbent Lieutenant Governor Dan Patrick leads Democratic challenger Mike Collier 32% to 23% among registered voters, with 4% supporting Libertarian Party candidate Kerry McKennon, and 40% undecided. Among likely voters, Patrick's vote share increases to 39%, with 29% expressing support for Collier, 4% for McKennon, and 28% undecided.

If the 2018 election for Lieutenant Governor were held today, would you vote for...



Finally, in the race for Attorney General, incumbent Ken Paxton leads his Democratic challenger Justin Nelson 32% to 20% among registered voters, with Libertarian Michael Ray Harris garnering 4% of the vote and 43% unable to offer a preference at this stage of the race. Among likely voters, Paxton leads Nelson 35% to 25%, with Harris receiving 4%, and 37% currently undecided.

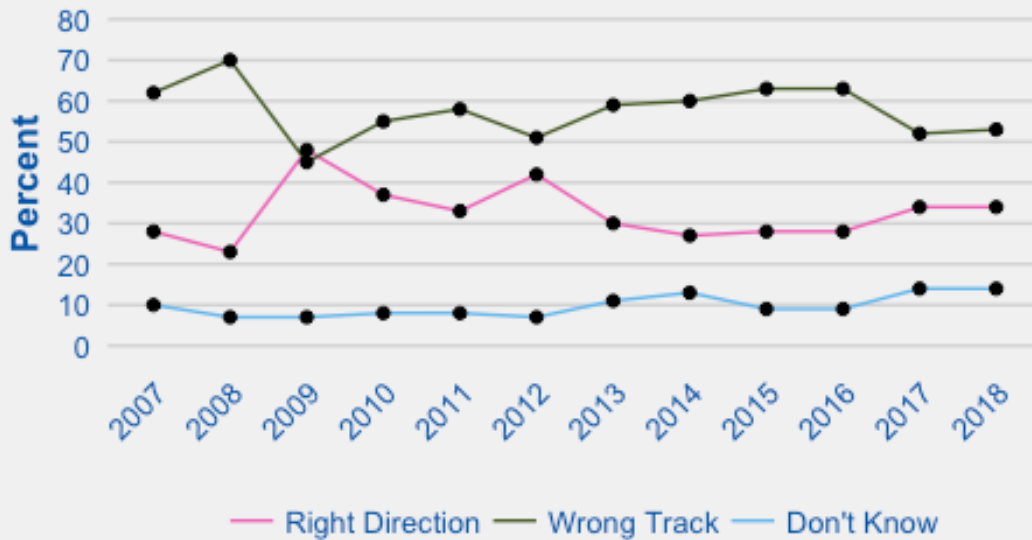
If the 2018 election for Attorney General were held today, would you vote for...



Evaluations of Texas Officials and the Direction of the Country

Consistent with previous Lyceum polling, a majority of Texans say that things in the United States are off on the wrong track (53%), compared to only 34% of Texans who say that things are moving in the right direction. Younger Texans are more pessimistic than their older counterparts, with 63% of 18-29 year olds saying that the country is on the wrong track, compared with only 47% of Texans over the age of 65. And while Anglo Texans, on balance, say that things are on the right track (46% compared to 40% who say that things are on the wrong track), Hispanic and African American Texans are far more likely to say that things are off on the wrong track (62% and 77%, respectively).

Thinking about the country, do you think things are moving in the right direction or are we off on the wrong track?



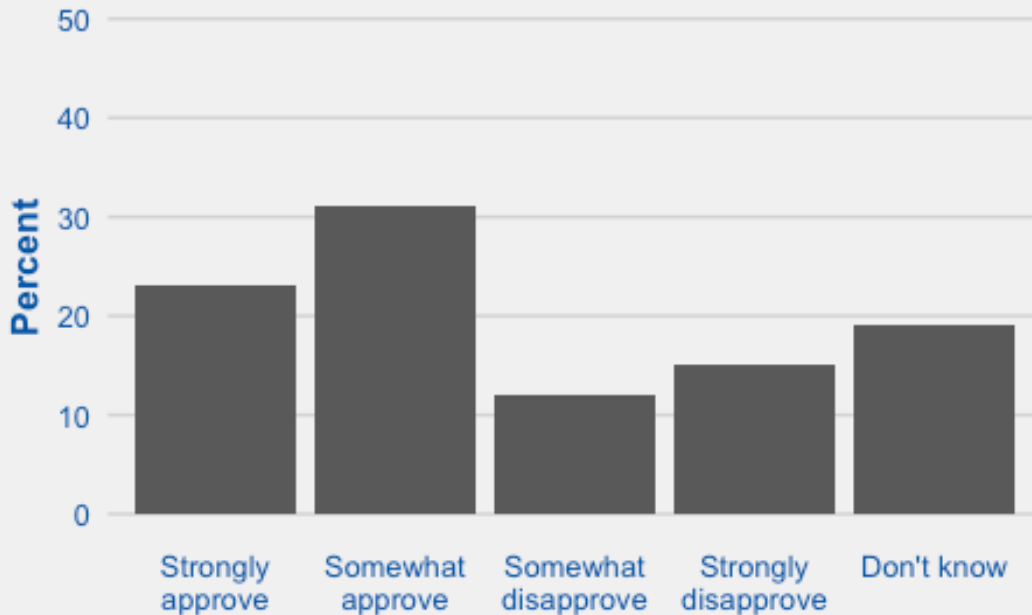
Among Texas adults, 44% approve of the job Donald Trump is doing as president, including 85% of Republican identifiers. Fifty-two percent of Texas adults express disapproval of President Trump's job performance, including 85% of Democratic identifiers.

How well do you think Donald Trump is handling his job as President?



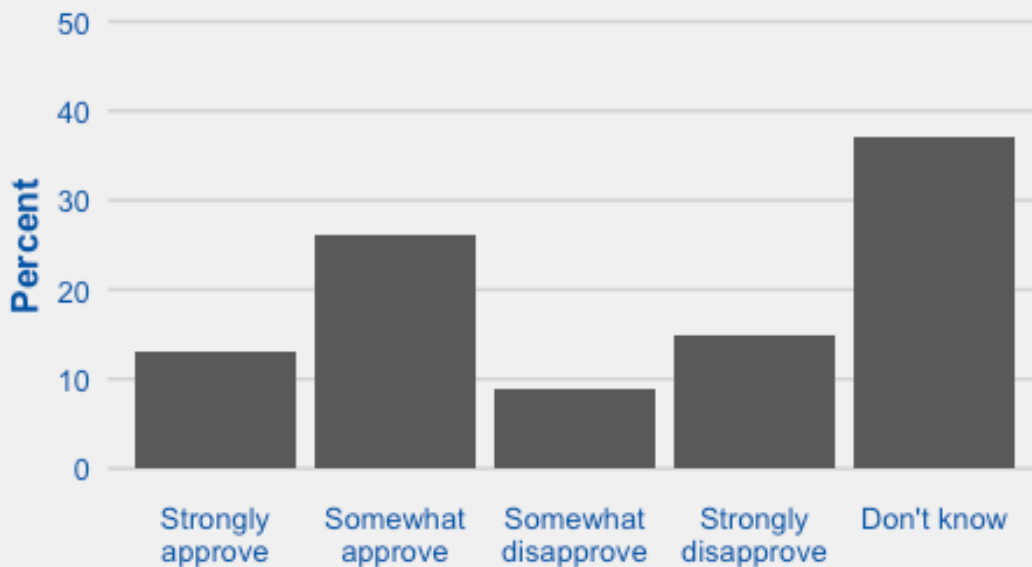
Governor Abbott fares better with Texans, garnering approval from 54% of Texas adults, with only 28% expressing disapproval. Republicans overwhelmingly approve of the job the incumbent governor is doing (80%), and while a plurality of Democrats disapprove (50%), a respectable 35% approve of his job performance.

Would you say that you approve or disapprove of the job that Greg Abbott is doing as Texas Governor?



Lieutenant Governor Patrick receives positive marks from 39% of Texas adults with 24% disapproving. Overall, Patrick is far less known than either Trump or Abbott, with 37% of Texas adults unable to offer an opinion about the incumbent Lieutenant Governor.

Would you say that you approve or disapprove of the job that Dan Patrick is doing as Texas' Lieutenant Governor?



Overall, a plurality of Texans say that immigration is the most important issue facing the country today (17%), with the economy coming in second (8%), followed by healthcare, race relations, foreign affairs, and division in the country (each at 4%). In Texas, immigration again tops the list of most important issues facing the state (24%), and when combined with border security (6%), is the top concern of almost one-third of Texas adults. Education ranked second among Texans' concerns for the state (8%), followed by border security, and then healthcare and unemployment/jobs (4% each).

Economic Evaluations

Overall, 43% of Texans say that the national economy is better off compared to a year ago, with 24% saying that it is worse off, and 34% saying that it is about the same. Older Texans are far more likely than younger Texans to say that the economy is better off, with almost half (47%) of Texans between the ages of 18 and 29 saying that the economy is about the same. While a majority of Anglo Texans say that the economy is better off (53%), only 38% of Hispanic and 13% of African American Texans agree.

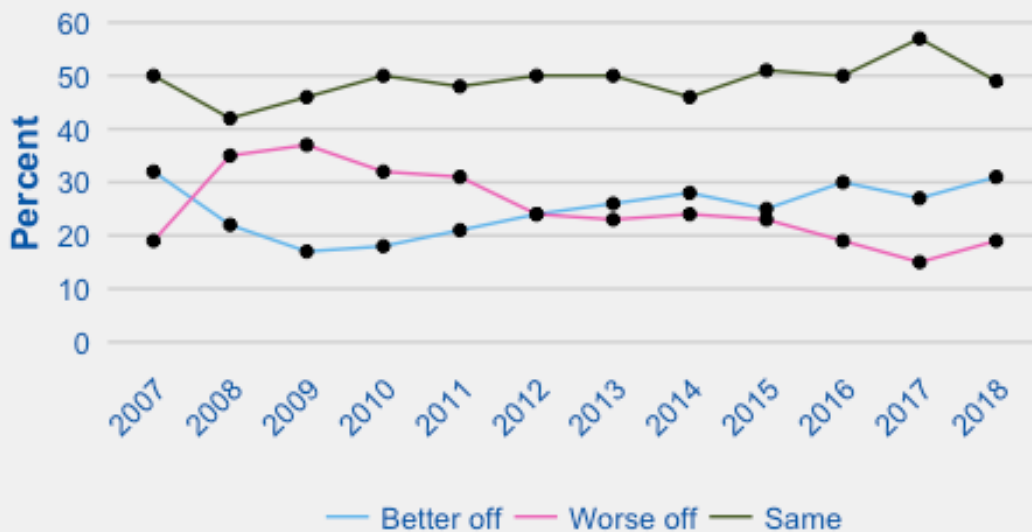
Overall, the share of Texans who say that the economy is better off, compared to those who say that it is about the same, has increased over the last few years, with more Texans now inclined to say the former than the latter.

Thinking about the national economy, do you think the country is better off, worse off, or about the same compared to a year ago?



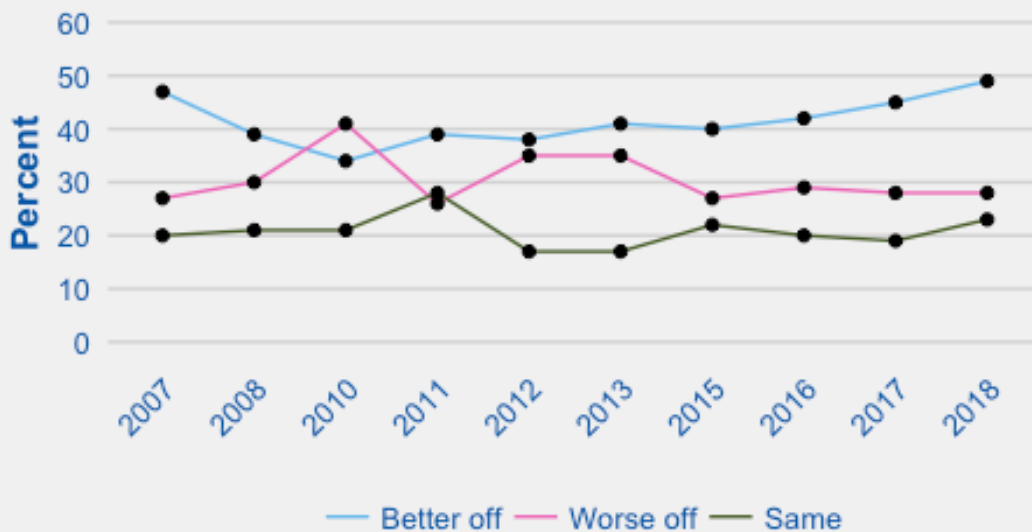
Despite rosy assessments of the national economy, when asked to assess the economic prospects of their own family, Texas adults were more inclined to say that things are about the same compared with one year ago (49%), with another 31% saying that things are better off, and 20% saying that things are worse off.

Compared to a year ago, would you say that you are better off, worse off, or about the same economically?



Finally, when asked to assess their children's future, almost half of Texas adults (49%) say that their children will be economically better off than they are, with 28% saying they will be worse off, and 23% saying their economic prospects will be about the same. This result continues a trend of increasingly positive evaluations about the economic prospects of the next generation of Texans, hitting a low of 34% in 2010, and slowly climbing over the course of 8 years, with 2018's results being the most positive assessment over the life of the time series.

Looking ahead to the future, do you think your children will be better off than you are, worse off, or about the same economically?



Methodology

From July 9-26, 2018, The Texas Lyceum conducted a telephone survey of adult citizens from the state of Texas. The survey utilized a stratified probability sample design, with respondents being randomly selected at the level of the household and questioned by live interviewers. The survey also employed a randomized cell phone supplement, with 50 percent of completed interviews being conducted among cell phone only or cell phone dominant households. A Spanish-language instrument was developed and bilingual interviewers offered respondents a chance to participate in English or Spanish. On average, respondents completed the interview in 17 minutes. Approximately 6,100 records were drawn to yield 1,005 completed interviews. To insure an appropriate sub-sample of unregistered citizens, a supplement of 173 interviews among Texans confirmed as unregistered was completed online. This yields a total statewide sample of 1,178 adults, 806 registered voters (confirmed by matching individual respondents with records from the Texas statewide voter file), and 441 likely voters (determined by past vote history from the voter file and current interest in the election). The final data set is weighted by race/ethnicity, age and gender to achieve representativeness as defined by the Texas Department State Health Services 2018 population projections. The overall margin of error for the poll is +/- 2.86 percentage points. The margin of error for the registered voters is +/- 3.45 percentage points. The margin of error for likely voters is +/- 4.67 percentage points.

The Texas Lyceum

The Texas Lyceum has committed to annual probability samples of the state of Texas to bolster its understanding of public opinion on crucial policy issues. The professional rationale for the Texas Lyceum Poll is straightforward: a non-partisan, high quality, scientific survey designed to provide (1) specific data points on issues of interest, and (2) a time series of key demographics, attitudes, and opinions. Towards this end, the trademark of the Texas Lyceum Poll is transparency. Top-line and detailed cross-tabular results of each poll will be made available on the Texas Lyceum website at www.texaslyceum.org.

The Texas Lyceum, now 38 years strong, is a non-profit, non-partisan statewide leadership organization focused on identifying the next generation of Texas leaders. The Texas Lyceum consists of 96 men and women from throughout the state. Directors begin their service while under the age of 46 and have demonstrated leadership in their community and profession, together with a deep commitment to Texas.

The Texas Lyceum acts as a catalyst to bring together diverse opinions and expertise to focus on national and state issues, and seeks to emphasize constructive private sector, public sector, and individual responses to the issues. To accomplish these purposes, the Lyceum conducts periodic public forums, commissions The Texas Lyceum Poll, and convenes programs for the Directors to explore and discuss key economic and social issues of the state and nation.

SECTION I:
GENERAL MOOD AND 2018 ELECTION ITEMS

- Q1. Are you registered to vote in the state of Texas?
- | | |
|---------------------------|-----|
| 1. Yes, registered. | 73% |
| 2. No, not registered. | 27 |
| 3. DON'T KNOW/REFUSED/NA. | 0 |
- Q2. Generally speaking, would you say that you are extremely interested in politics and public affairs, somewhat interested, not very interested, or not at all interested?
- | | |
|---------------------------|-----|
| 1. Extremely interested. | 27% |
| 2. Somewhat interested. | 48 |
| 3. Not very interested. | 14 |
| 4. Not at all interested. | 9 |
| 5. DON'T KNOW/REFUSED/NA. | 1 |
- Q3. Thinking about the country, do you think things are moving in the right direction or are we off on the wrong track?
- | | |
|----------------------------|-----|
| 1. Right direction. | 34% |
| 2. Off on the wrong track. | 53 |
| 3. DON'T KNOW/REFUSED/NA. | 14 |
- Q4. What do you think is the most important issue facing the country today? **[OPEN-ENDED]**
- | | |
|---|-----|
| 1. Immigration | 17% |
| 2. The economy | 8 |
| 3. Health care | 4 |
| 4. Race relations/racial issues/ethnicity | 4 |
| 5. Foreign affairs/policy | 4 |
| 6. Unity / Division of country | 4 |
| 7. National security/terrorism | 3 |
| 8. Education | 3 |
| 9. Unemployment/jobs | 2 |
| 10. National debt | 2 |
| 11. Border security | 2 |
| 12. Political corruption/leadership | 1 |
| 13. Federal spending/budget deficit | 1 |
| 14. Moral decline | 1 |
| 15. Taxes | 1 |
| 16. Environment | 1 |
| 17. Civil Rights/Freedom | 1 |
| 18. Other (specify) | 21 |
| 19. Don't know / No response | 8 |

Q5. What do you think is the most important issue facing the state of Texas today? **[OPEN-ENDED]**

1. Immigration	24%
2. Education	8
3. Border security	6
4. Health care	4
5. Unemployment/jobs	4
6. The economy	2
7. Taxes	2
8. Gun violence/gun control	2
9. Crime and drugs	1
10. Transportation/roads/traffic	1
11. Population growth	1
12. Other (specify)	29
13. Don't know / No response	15

Q6. How well do you think Donald Trump is handling his job as president? Is he doing a very good job, somewhat good job, somewhat poor job, or very poor job?

1. Very good job.	21%
2. Somewhat good job.	23
3. Somewhat poor job.	18
4. Very poor job.	34
5. DON'T KNOW / REFUSED / NA	4

Q7. Would you say that you approve or disapprove of the job that Greg Abbott is doing as Texas governor? Would that be somewhat or strongly approve/disapprove?

1. Strongly approve	23%
2. Somewhat approve	31
3. Somewhat disapprove	13
4. Strongly disapprove	15
5. DON'T KNOW / REFUSED / NA	19

Q8. Would you say that you approve or disapprove of the job that Dan Patrick is doing as Texas's Lieutenant Governor? Would that be somewhat or strongly approve/disapprove?

1. Strongly approve	13%
2. Somewhat approve	26
3. Somewhat disapprove	9
4. Strongly disapprove	15
5. DON'T KNOW / REFUSED / NA	37

Thinking ahead to the 2018 Elections...

[Questions Q9 through Q12 were only asked of people who said that they were registered to vote in Q1. Further, data from the survey was matched to the state voter file, and for the purposes of this section, registered voters only include those respondents whose registration status was confirmed, resulting in 806 registered voters, producing a margin of error of +/-3.45 percentage points. Likely voters are identified as the subset of registered voters who say that they are “Extremely” or “Somewhat” interested in politics and public affairs in Q2, and either (1) voted in the 2018 Texas primary elections, or (2) voted in the 2014 Texas general election, or (3) voted in the 2010 general election, resulting in 441 likely voters, producing a margin of error of +/-4.67 percentage points.]

Q9. If the 2018 election for Senate were held today, would you vote for [RANDOMIZE] the Republican Ted Cruz, the Democrat Beto O’Rourke, the Libertarian Neal Dikeman, or haven’t you thought enough about it?

	Registered Voters	Likely Voters
1. Ted Cruz	36%	41%
2. Beto O’Rourke	34	39
3. Neal Dikeman	3	1
4. Haven’t thought enough about it	23	16
5. DON’T KNOW / REFUSED / NA	1	3

Q10. If the 2018 election for Governor were held today, would you vote for [RANDOMIZE] the Republican Greg Abbott, the Democrat Lupe Valdez, the Libertarian Mark Tippetts, or haven’t you thought enough about it?

	Registered Voters	Likely Voters
1. Greg Abbott	44%	47%
2. Lupe Valdez	25	31
3. Mark Tippetts	3	1
4. Haven’t thought enough about it	23	17
5. DON’T KNOW / REFUSED / NA	5	5

Q11. If the 2018 election for Lieutenant Governor were held today, would you vote for [RANDOMIZE] the Republican Dan Patrick, the Democrat Mike Collier, the Libertarian Kerry McKennon, or haven’t you thought enough about it?

	Registered Voters	Likely Voters
1. Dan Patrick	32%	39%
2. Mike Collier	23	29
3. Kerry McKennon	4	4
4. Haven’t thought enough about it	36	25
5. DON’T KNOW / REFUSED / NA	4	3

Q12. If the 2018 election for Attorney General were held today, would you vote for [RANDOMIZE] the Republican Ken Paxton, the Democrat Justin Nelson, the Libertarian Michael Ray Harris, or haven’t you thought enough about it?

	Registered Voters	Likely Voters
1. Ken Paxton	32%	35%
2. Justin Nelson	20	25
3. Michael Ray Harris	4	4
4. Haven’t thought enough about it	39	34
5. DON’T KNOW / REFUSED / NA	4	3

SECTION II:
PERSONAL ECONOMIC PERCEPTIONS

Q13. Thinking about the national economy, do you think the country is better off, worse off, or about the same compared to a year ago?

- | | |
|--------------------|-----|
| 1. Better off. | 43% |
| 2. Worse off. | 24 |
| 3. About the same. | 34 |

Q14. Now thinking about you and your family's economic situation, would you say that you are better off, worse off, or about the same economically compared to a year ago?

- | | |
|--------------------|-----|
| 1. Better off. | 31% |
| 2. Worse off. | 19 |
| 3. About the same. | 49 |

Q15. Do you think Texas's economy is better off, worse off, or about the same as the rest of the country?

- | | |
|-------------------|-----|
| 1. Better off | 63% |
| 2. Worse off | 10 |
| 3. About the same | 27 |

Q16. Looking ahead to the future, do you think your children will be better off than you are, worse off, or about the same economically?

- | | |
|-------------------|-----|
| 1. Better off | 49% |
| 2. Worse off | 28 |
| 3. About the same | 23 |