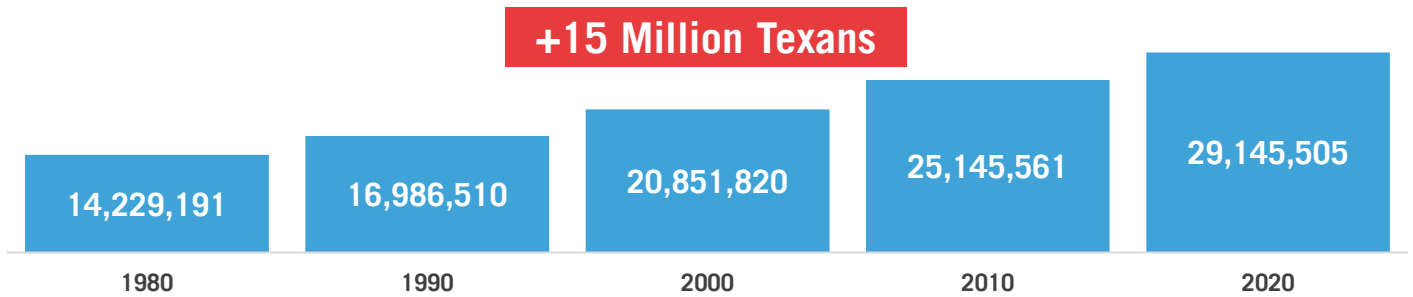
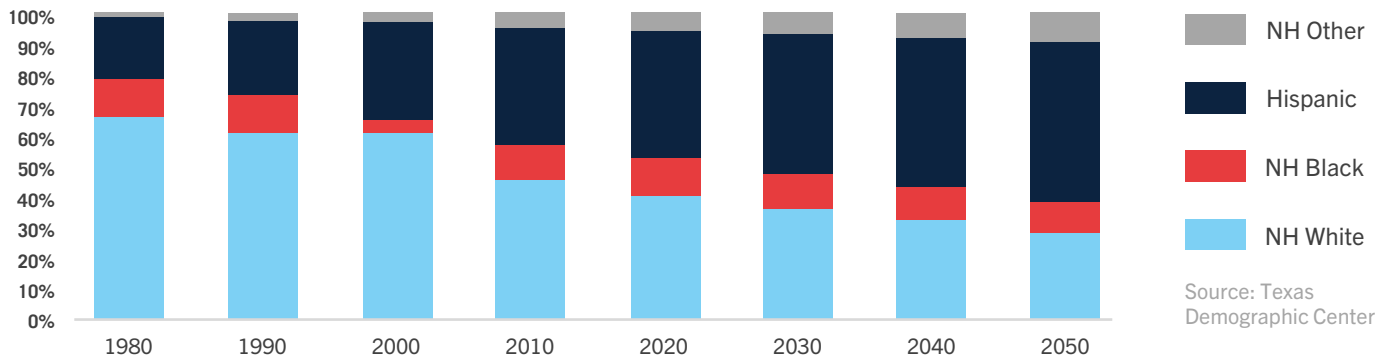


TRENDS SHAPING TEXAS AND THE TEXAS LYCEUM

Texas' population is booming - doubling over the past 40 years.



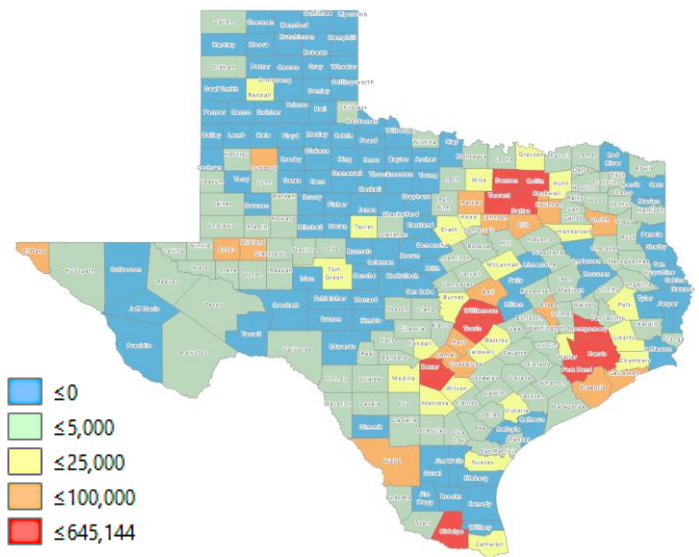
Our state's population has been growing more diverse.



Texas' population growth has not been evenly distributed across the state.

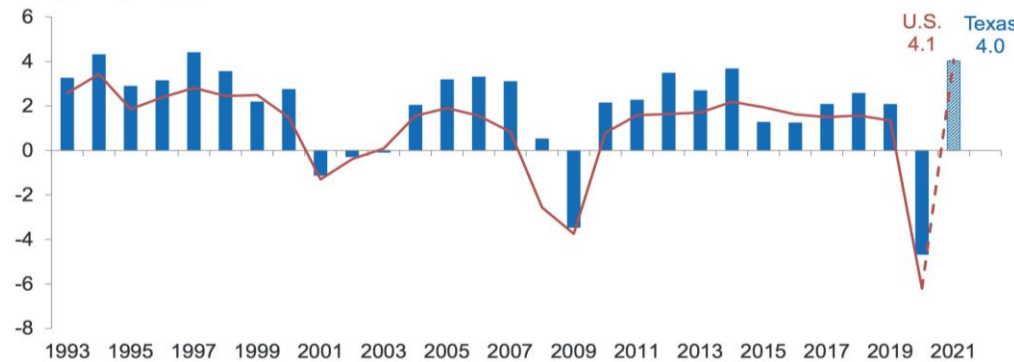
101 counties lost population over the past decade

Estimated Numeric Change, Texas Counties, 2010-2020



Over the past two decades, Texas' economy has outpaced the nation.

Job growth (percent), Dec./Dec.*



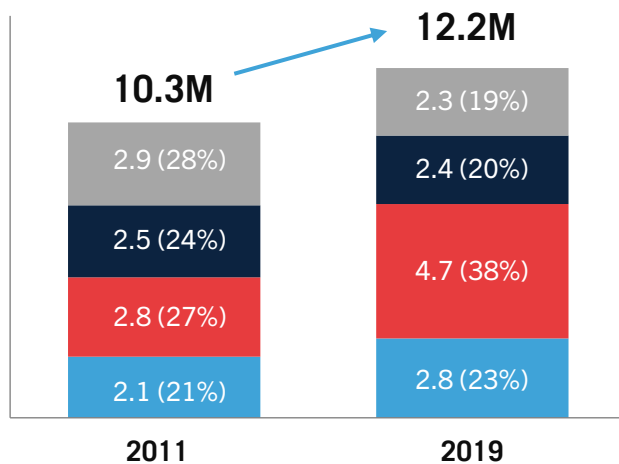
*Seasonally adjusted, annualized rate.

NOTE: Last data points are annualized job growth for Texas and U.S. (May 2021/Dec. 2020).

SOURCES: Bureau of Labor Statistics; Texas Workforce Commission; seasonal and other adjustments by FRB Dallas.

DATA: <https://www.dallasfed.org/research/ecodata/tae000000.aspx>

A majority of these jobs have been low-to-middle wage jobs.

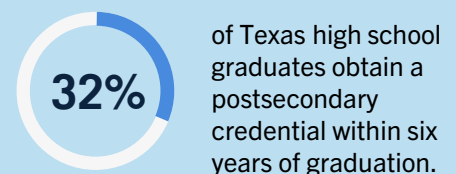
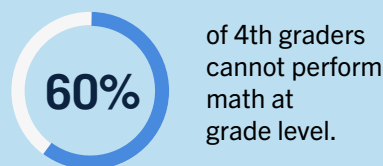
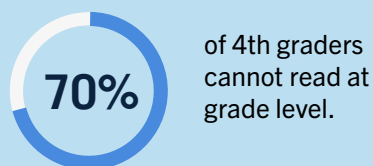


Total Employment (M)

Wage Band:	2011 – 2019:		
Grouping	2019 Salary	Jobs Added	CAGR
High	>\$65K	-0.5 M	-2.5%
Mid-High	\$45-65K	-0.1 M	-0.6%
Mid-Low	\$25-45K	+1.9 M	+6.8%
Low	<\$25K	+0.6 M	+3.3%
Total		+ 1.9 M	2.1%

Source: Aim Hire Texas/Texas 2036

And our young Texans are not prepared to compete for good jobs.



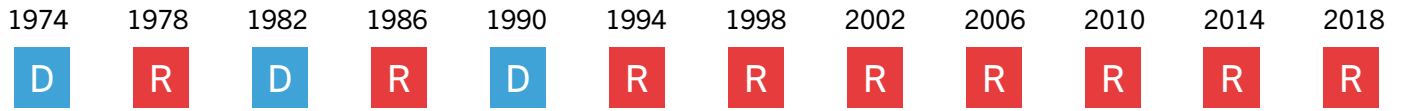
Persistent achievement gaps across race, ethnicity and income.

Nearly half of the state's workers are not native Texans.

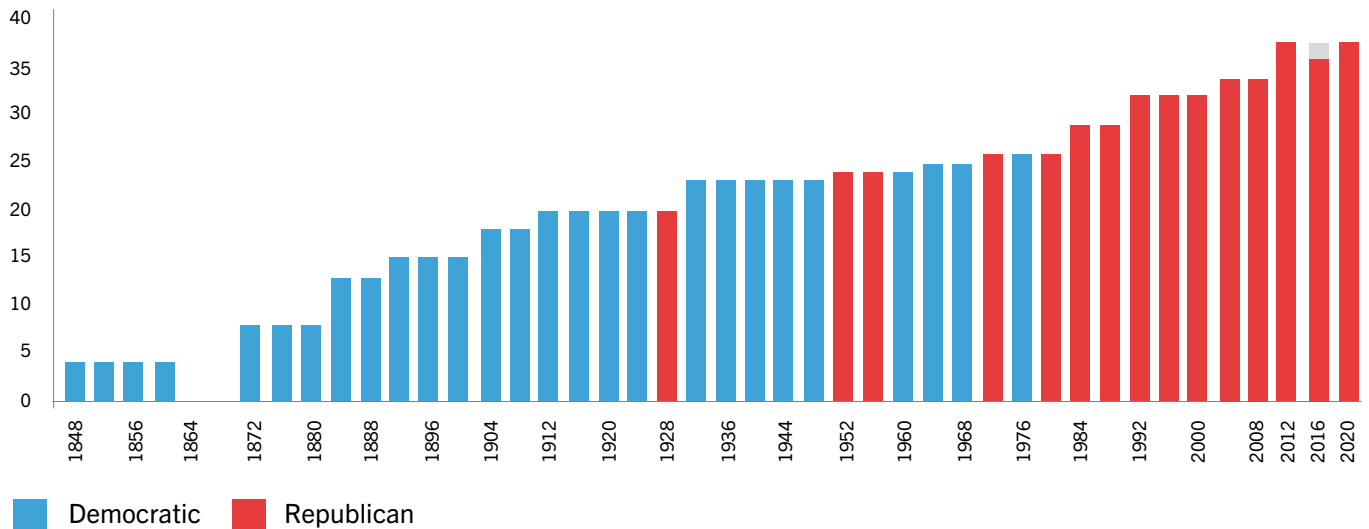
Newcomers hold higher levels of education than native Texans.

Over the past 40 years, most Texas voters have suited their support from Democrats to Republicans.

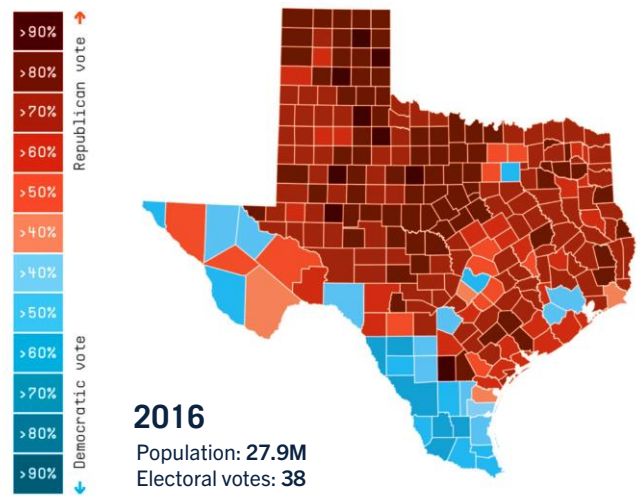
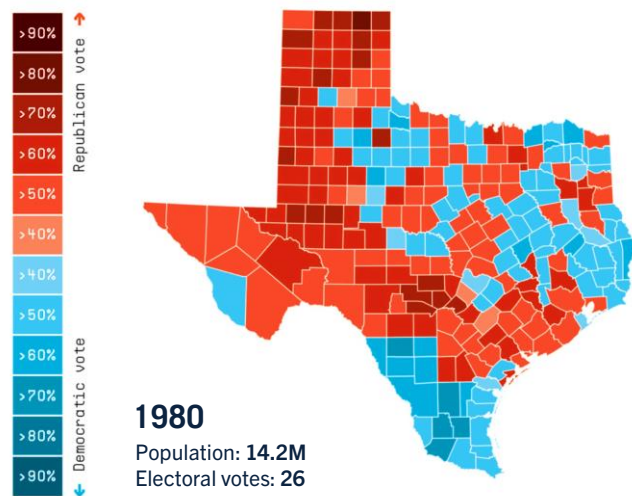
Texas Governors by Party



Electoral College Votes



Gray indicates available electoral votes that were either not cast or cast for a candidate not on the ballot.

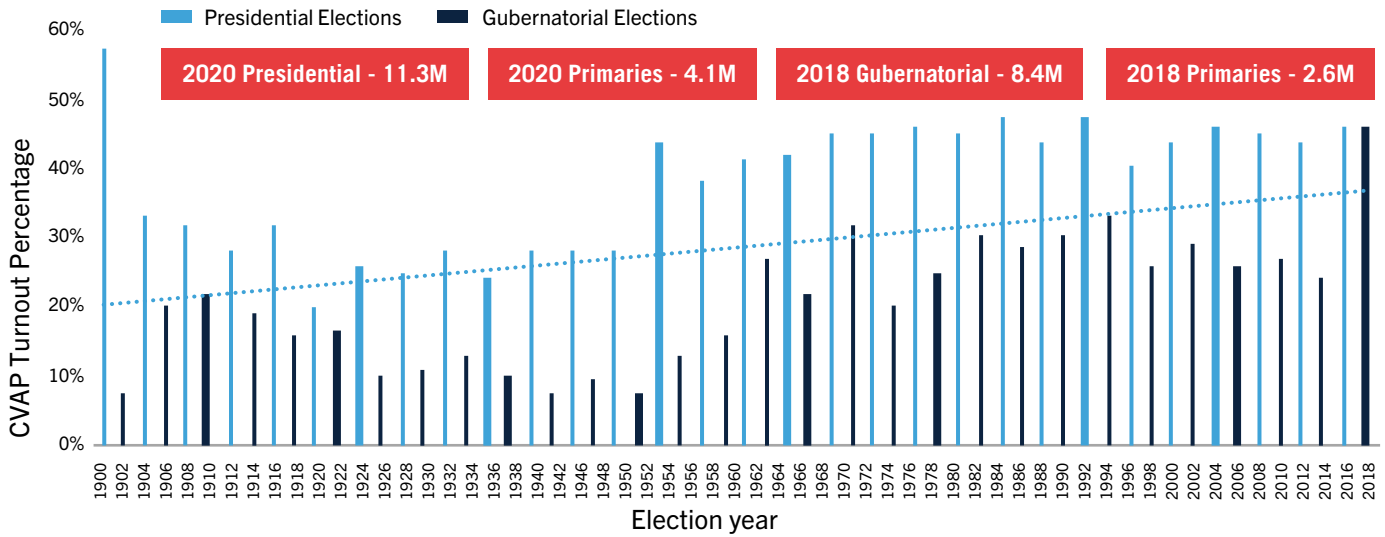


Jimmy Carter's 1976 victory was the last time a Democrat won the state's presidential vote. Four years later, Ronald Reagan trounced him by 14 points.

Source: Texas Monthly

At first glance, Democratic inroads don't look all that impressive: a net pickup of three counties. But three of the four counties that went from blue to red between 2000 and 2016 had fewer than 20,000 residents apiece; four of the seven that went from red to blue each had more than a million.

Unfortunately, many Texans do not vote.

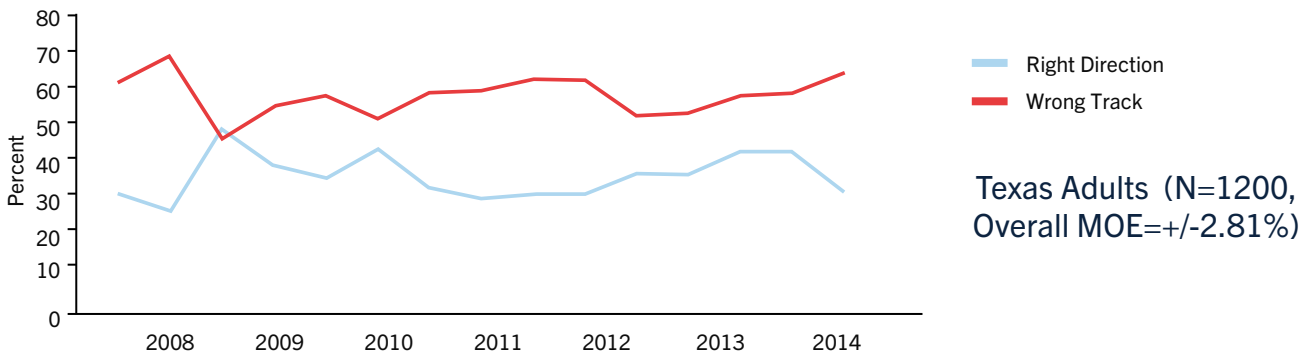


This chart shows turnout rates as a percentage of citizens of voting age in every election in Texas from 1900 to 2018.

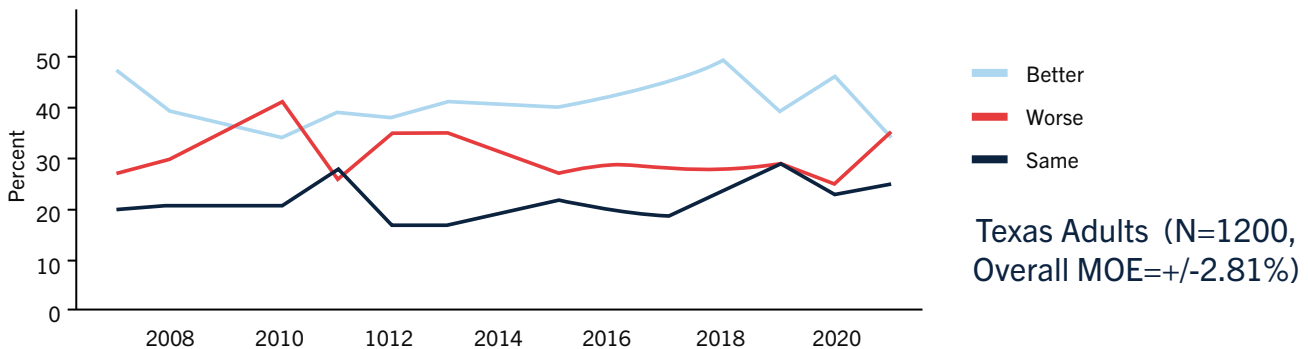
Source: Texas Tribune

The Texas Lyceum Poll indicates that Texans are increasingly concerned about the direction our state is taking.

Thinking about the country, do you think things are moving in the right direction or are we off on the wrong track?



Do you think your children will be better off than you are, worse off, or about the same economically?



Texas Lyceum Mission

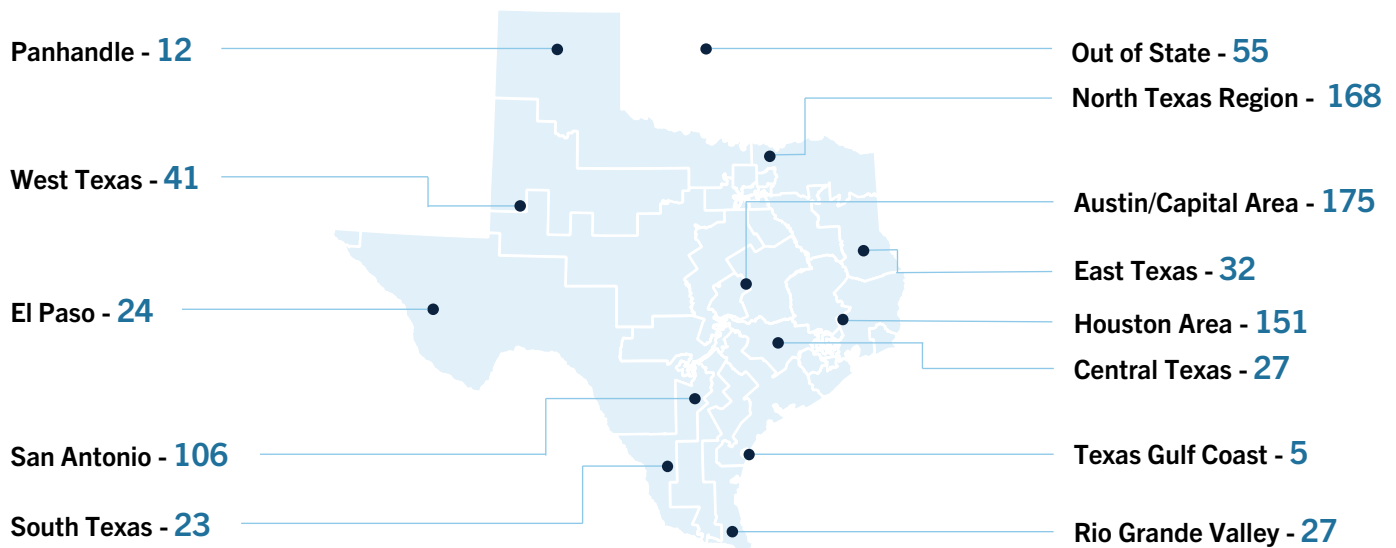
The Texas Lyceum is an association of Texans whose purposes are:

1. To identify and develop the next generation of top leadership in the State of Texas;
2. To educate its Directors by identifying and exploring the interrelationships of the major issues facing Texas;
3. To help bring a better understanding of these issues to the state's key decision makers; and
4. To promote an appreciation of the responsibilities of stewardship of the values, traditions, and resources of Texas.

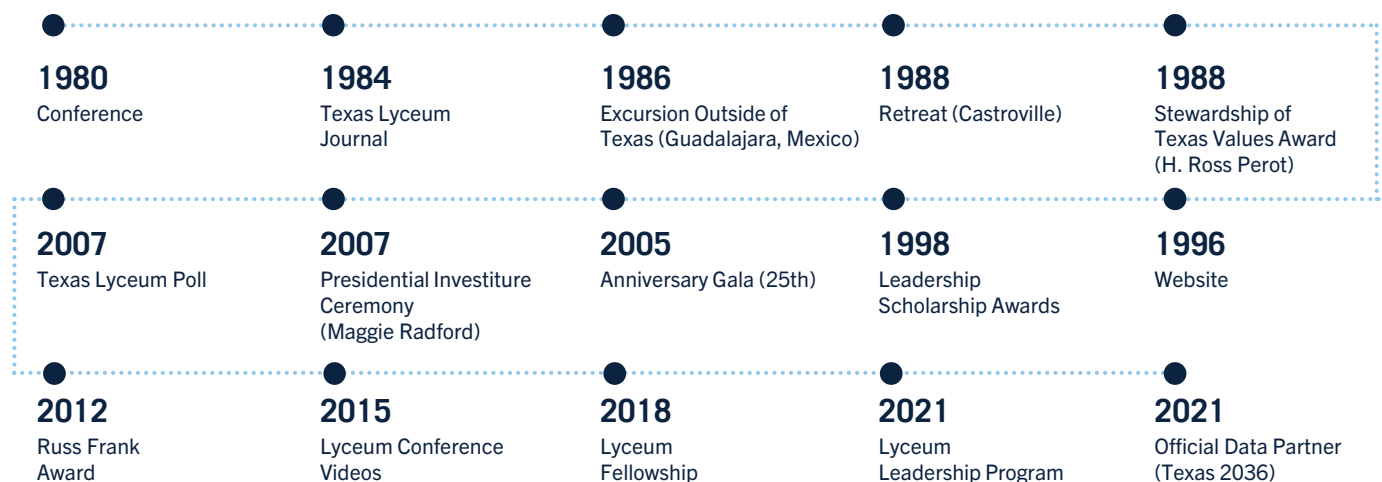


The Lyceum brings together diverse opinions and expertise to focus on national and state issues, and acts as a catalyst to initiate constructive, private, public, and individual responses to these issues.

Over 40 years, the Texas Lyceum has grown to close to 1,000 directors and alumni:

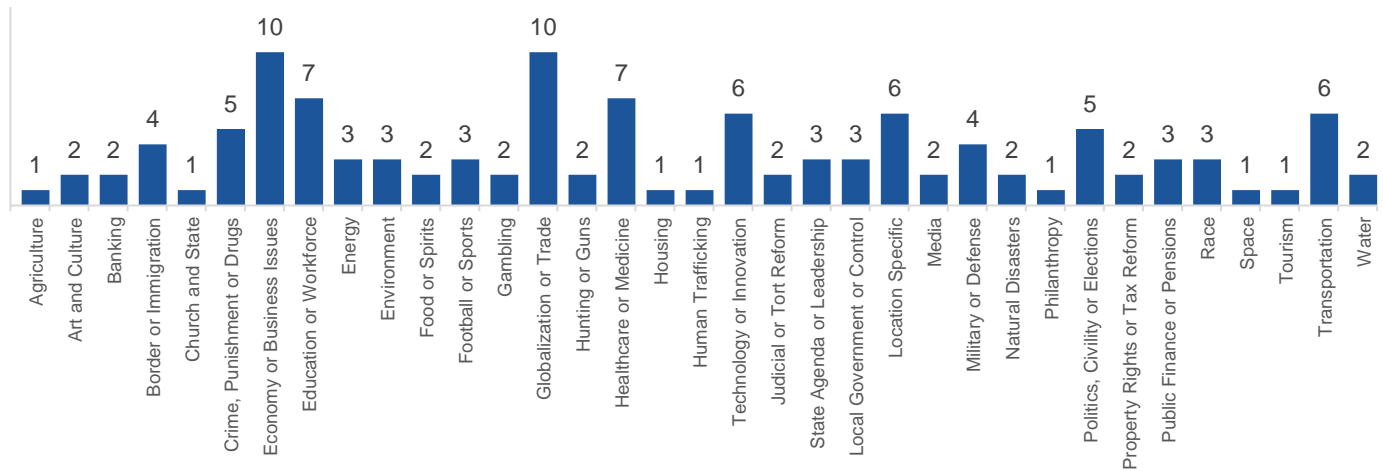


Texas Lyceum Firsts:



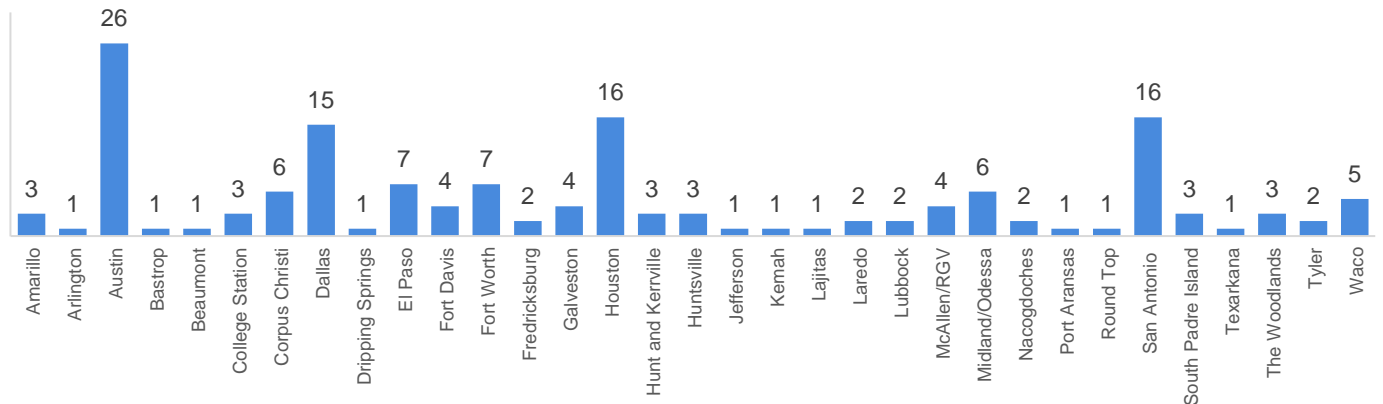
Lyceum Conferences by Subject

(Includes all meetings with topics in Handbook through 2021)



Lyceum Meetings in Texas By Location - 1980-2021

(Annual, Quarterly and PubCons)



Texas Lyceum Excursions or Meetings Outside of Texas:

- Guadalajara, Mexico • Israel • Havana, Cuba • Mexico City • Montreal, Canada • New Orleans
- New York City, Panama • San Miguel de Allende, Mexico • Santa Fe, New Mexico • Washington, D.C.

Top PubCons by Total Registered Attendance (1996-2021)

- **2006 San Antonio - 862**
Harnessing the Lightning: An Economic Growth Summit for Texas
- **2013 Austin - 387**
Texas Infrastructure: Building the Future
- **2004 Houston - 385**
Healthcare: A Right or a Privilege?
- **2011 Austin - 378**
The Future of Public Pension Funds: Why It Matters to Every Texan

Top Quarterly Meetings by Registered Attendance (1996-2021)

- **2019 College Station - 196**
Are We Taking Our Democracy for Granted?
- **2020 Virtual/Beaumont - 194**
Texas Prisons: The Business of Incarceration
- **2017 Washington, D.C. - 179**
Is Civility Lost? When Did Compromise Become a Dirty Word? Finding Common Ground in a Fractured Society